




HOW TO GROW YOUR OWN AVOCADO TREE




① Scoop out the pit from the avocado. Rinse and peel off the brown skin.



② Insert 3 toothpicks at a slight downward angle.



③ Place the pit half submerged in a glass of water. And set it on a sunny windowsill. Change water every 5-7 days.



④ Wait for 2-4 weeks for your pit to sprout.



⑤ Plant the pit in an pot filled with soil when the stem is about 6 inch tall, leaving the top half of the pit exposed. Place on a sunny windowsill and water regularly (the soil should always be moist).

NOW IT'S TIME TO LET YOUR AVOCADO TREE GROW, GROW, GROW!